



BATHROOM  
**ELEMENTS**  
OF BEAUTY

**ELEMENTI**<sup>®</sup>

# ELEMENTS OF THE ENVIRONMENT

Elementi's commitment to continuous innovation drives the transformation of cutting-edge technologies into tangible solutions for Kitchens and Bathrooms in Australasia. Our products are engineered for longevity, designed to integrate simplicity with intuitive functionality, ensuring every interaction with water is a delightful experience.

## FLAWLESS FINISH

Advanced plating produces a durable surface with a long-lasting finish

Formed with state of the art production facilities incorporating PVD (Physical Vapour Deposition), Electroplating and Powder Coated technologies, finishes are designed to last.

With a plating process up to 60 microns, corrosion resistance is at an optimum giving you hardened durability for many years to come.



## EFFORTLESS CONTROL

Leading edge cartridge technology

Featuring high quality ceramic discs provide precise adjustments for water flow and temperature, ensuring smooth and effortless operation.

Engineered for reliability our cartridges have been tested up to 500,000 cycles ensuring resistance to wear and corrosion, maintaining dependable operation over time.



## E-GLAZE TECHNOLOGY

Hygienic features for everyday protection

Exclusive to Elementi, the E-Glaze technology represents a breakthrough in toilet hygiene. With its innovative 5-layer antibacterial glaze, E-Glaze effectively minimizes the build-up of germs and bacteria on toilet surfaces. This advanced glaze not only enhances cleanliness but also contributes to a healthier environment by reducing the potential for bacterial growth. By incorporating E-Glaze into their toilet designs, Elementi ensures that their products not only look stylish but also prioritise hygiene and sanitation, providing peace of mind to users concerned about maintaining a clean and germ-free bathroom space.



## DURACLASS

Built to last the test of time

Elementi products are crafted by combining premium-grade materials with state of the art technology, resulting in superior durability and longevity. Each component is meticulously selected for its quality and performance, contributes to the products' ability to withstand the rigours of daily use and environmental factors. By integrating advanced technologies into their design, Elementi ensures that their products not only meet but exceed expectations for reliability and efficiency. Whether it's in the kitchen or bathroom, our products are engineered for resilience against moisture and wear, Elementi's commitment to excellence ensures that the products stand the test of time, offering enduring value and satisfaction to discerning customers.



## INTELLIGENT VALVE TECHNOLOGY (IVT)

Valves designed specifically for New Zealand bathrooms

Exclusive to Elementi, Intelligent Valve Technology (IVT) is at the heart of all Tapware and Mixers. With a range of models available to work on multiple water pressures, whether it be Mains or Low/Unequal you can be assured IVT mixers are up to the task. From the kiwi Bach, to high rise apartments you can have confidence Intelligent Valve Technology will thrive in New Zealand conditions without compromising on quality.

With shower valves tested to 1,500 KPA we ensure the valves can operate safely and reliably under normal operating conditions without leakage or damage.



## DISTINCT DESIGN

Designed by family, for family

From Elementi's birth in 2000, design has been at the forefront of the brand, with two generations of the Robertson family having grown the brand over its 20+ year history. It's the family connection and proven industry experience that is the key ingredient to the successful development and ever improving designs we see in Elementi today. By combining the best design and inspiration out of Europe with local expertise and knowledge proving a real difference.

Elementi is specially tailored to New Zealand conditions, from Kitchen to Bathroom Elementi integrates features to cater to the unique needs of our kiwi households. Moreover, Elementi is crafted with finest materials and finishes to withstand New Zealand's varied climates and water qualities, ensuring longevity and performance in one of your homes most important spaces.






## ELESPRAY

Stimulating shower sprays to start and finish your day

Elementi Showers elevate the bathing experience with a diverse array of invigorating shower sprays designed to cater to various preferences and needs. Each spray option is crafted to deliver a unique sensation, from gentle rainfall to pulsating massage jets, ensuring a personalised and rejuvenating cleansing ritual. Whether seeking a refreshing start to the day or a soothing end to it, Elementi's shower sprays promise not only functionality but also an indulgent escape into relaxation. Their commitment to innovation and quality ensures that every shower becomes a moment of pure bliss, transforming ordinary routines into extraordinary experiences of comfort and renewal.





# BATHROOM ELEMENTS OF BOTH INNOVATIVE AND VISUAL BEAUTY

Anyone who loves beautiful design and recognises the importance of quality will fall in love with Elementi.

Born from decades of experience and shaped by the latest international design trends, the Elementi brand creates bathroom elements with both innovative functionality and visual beauty.

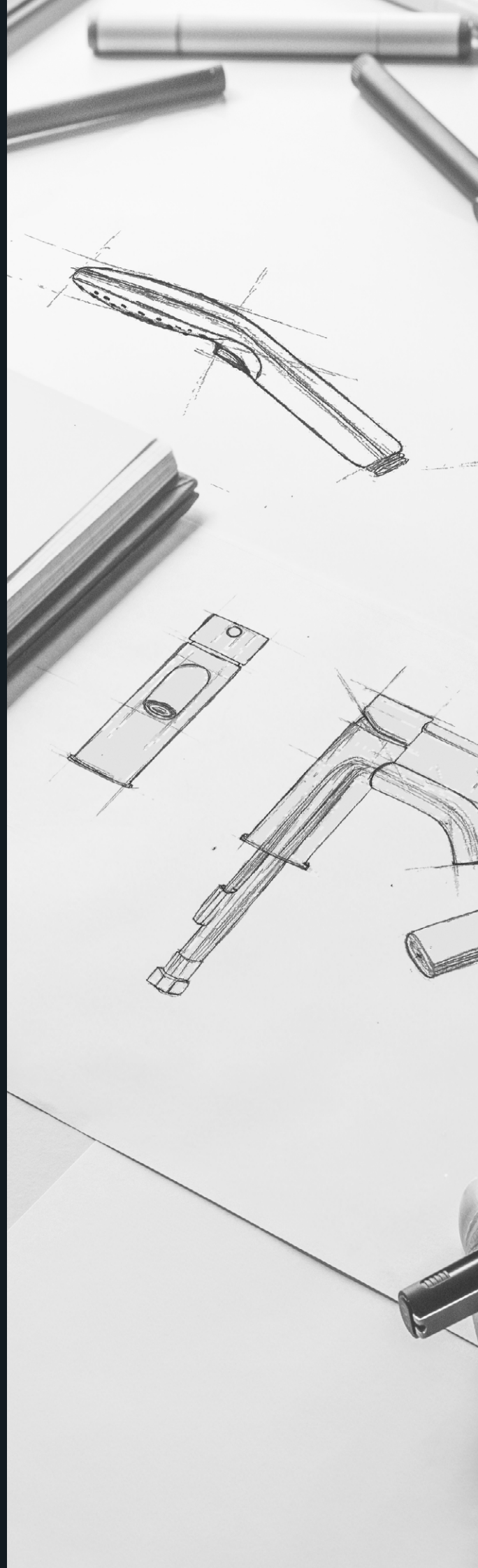
Harmony is at the heart of any successful design, a delicate balance where every element works towards a seamless whole. The same balance led us to Elementi. The range of bathroom solutions our dedicated design team develop are all designed to complement each other and create a satisfying aesthetic balance and an harmonious bathing experience.


Whatever your lifestyle, whatever your taste, you'll find the perfect collection for your bathroom within the Elementi range.

Available throughout New Zealand, Australia and the Pacific Islands.



**ELEMENTI**<sup>®</sup>





# BORN FROM A MIX OF **GLOBAL** EXPERIENCE AND **LOCAL** KNOWLEDGE

Two generations have grown the Elementi brand over its 20-year history. It is still proudly New Zealand and family owned by Max and Debbie Robertson, who founded Robertson Bathware in 1987. They've been joined over the years by son James, Sales Manager and daughter Kirsten who has an eye for product design.

Since its earliest years, the company has followed a set of rigorous guidelines: always make the most of our team, both internationally and here in New Zealand; be innovative; create products that are beautiful to look at, and simple and effective to operate; and constantly develop technology and sustainable solutions to guarantee the quality of the products, services and consulting we provide.

We develop our products for the New Zealand market, but we search every corner of the world for inspiration and ways to improve and build on the Elementi product line. It might be the latest design trends from the Cersaie trade show in Bologna, Italy; the technical innovations found at ISH Germany; or the Kiwi ingenuity and superior craftsmanship we employ here on our own doorstep. It's all brought to the table to inspire, evolve and build **bathroom elements of beauty.**

# HISTORY

**2000**

Elementi brand established



Introduction of Elementi Basins



**2004**

Introduction of Elementi Toilets

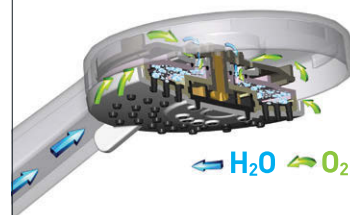


Introduction of Elementi Baths



**2014**

Introduction of Elementi Showers with AquaAir Technology



Introduction of Elementi Showers



Introduction of Elementi Tapware and mixers



Introduction of New Zealand made Elementi Furniture



**2020**

Introduction of Textured Handle tapware and Mixers



**2021**

Introduction of Progressive Mixer and Splash Lux




Introduction of Concrete Basins



Introduction of Hand and Body Wash / Moisturiser+Sanitiser

**2023**

Introduction of Thermostatic Technology



Introduction of Thermoform Furniture



**2022**

Introduction of Terina Pro LED vanity lighting




## 2015

Introduction of Coloured Tapware and Showers



Introduction of Elementi Multi Pressure Tapware and Mixers



Introduction of HPL LUXE Furniture



## 2016

Introduction of Shower Enclosures



## 2017

Introduction of Elementi Basin Wastes and Bottle Traps



## 2018

Introduction of Elementi Laundry



Introduction of Elementi Accessories



Introduction of Elementi Grenade Valve



Introduction of Rimless Elementi Toilets



## 2024

CBS Sensor Faucets



### THE FUTURE OF ELEMENTI

Elementi remains dedicated to transforming the bathroom industry with state-of-the-art products and technologies. Innovation is a continued journey that we invite you to join. Elementi will bring you the future of comfort, style, and sustainability in bathroom design.

# ELEMENTI PROJECTS

Our diverse portfolio covers an impressive number of prestigious projects.

## S&P HOUSE

NOEL JESSOP ARCHITECTURE



## WAIHEKE HOME

YELLOW FOX





## THE INTERNATIONAL

SANCTUARY GROUP



## BUNGALOW GLAM

PEACH HAUS DESIGN





## BASINS

A basin is one of the most used, and therefore most important, features of any bathroom.

Elementi offers a range of high-quality basins to suit a variety of different needs and styles.

Every unique piece is made to the highest standards using a variety of materials including hand finished Vitreous China, Polymarble and even Concrete.

This commitment to quality also ensures our products are easy to install, easy to maintain and built to last.

### VITREOUS CHINA



#### HAND FINISHED CHINA

Hand finished using fine fireclay for ultra smooth finish.



#### PORCELAIN GLAZE

Remarkably hard and highly scratch-resistant glazed surface.

### POLYMARBLE



#### MAN-MADE DURABILITY

A durable man-made polyurethane resin and marble powder mix.

### CONCRETE



#### NATURAL AND UNIQUE

Handcrafted and designed to embrace the natural properties of concrete.



#### REINFORCED CONCRETE

Glass fibre reinforced concrete for additional strength and durability.



#### HEAT & STAIN RESISTANT SEALER

Durable concrete sealer is heat and stain resistant.



# FURNITURE

Manufactured in New Zealand, Elementi furniture uses high quality materials combined with superior craftsmanship to produce innovative and beautiful bathroom furniture of the highest standard that will last for years to come.

Elementi furniture is available in either Premium or Everyday solutions. The Premium collection exudes unparalleled craftsmanship, exquisite materials and timeless design embodying the pinnacle of luxury and comfort in home furnishings. Everyday bathroom furniture offers practicality and functionality without extravagance, catering to the essential needs of a bathroom while maintaining an appealing aesthetic.

As well as various styles and finishes, Elementi has a wide range of sizes in wall or floor configurations to suit your large or small space. More compact cabinets perfect for the guest bathroom through to his and hers double bowl cabinets, we have the solution to fit.



**MANUFACTURED IN NZ**  
Combining high quality components with superior craftsmanship.



**MOISTURE RESISTANT BOARD**  
Designed to withstand bathroom moisture and humidity.



**SOFT CLOSE DRAWER SLIDERS**  
German made full-extension soft close drawer systems.



**DRAWER ORGANISERS**  
De-clutter your bathroom with built in drawer organisers.



**DURABLE THERMOFORM**  
A vinyl film wrap provides a seamless, durable and moisture-resistant finish.



**ELESTONE TOPS**  
An extra-strength hygienic man-made stone top with superior durability.



**ELECAST TOPS**  
A polymethyl methacrylate molded top that is nontoxic and environmentally friendly.



**EUROPEAN HARDWARE**  
Top quality door and drawer systems.





## TAPWARE

Elementi tapware unites quality design with the finest materials and the latest trends and finishes. Every collection offers a wide choice of faucet technologies to complement the latest bathroom ceramics and your personal styling preferences including textured handles, ergonomic profiles, valve innovation and both mains and multi pressure solutions.

Designed to survive the test of time and backed by comprehensive warranties you can have confidence your tapware will not only perform well, but look great for years to come.



### FLAWLESS FINISH

Advanced plating produces a durable surface with a long-lasting finish.



### EFFORTLESS CONTROL

Leading edge cartridge technology with a wide and smooth operating angle.



### ETCH HANDLE

Cross cut texture for an industrial aesthetic and additional grip for easier operation.



### MULTI-PRESSURE IVT VALVE

Easily accessible IVT valve housing for water flow rate adjustment.



### THERMOSTATIC CONTROL

Precise control of water flow rate and temperature with preset limits.



### ADJUSTABLE AERATOR

To control water flow.

**ELEMENTI**<sup>®</sup>





# BATHS

Put relaxation and sculptural style at the heart of your bathroom with an Elementi bath. Designed with light, clean lines, bath options include standard drop in baths to centrepiece freestanding models.

All baths are moulded from high grade Dupont American acrylic. This superior cross-linked acrylic offers additional strength and is weight tested to 350kg to prevent flexing and movement.

Durability is not the only benefit with the end result being an extra smooth finish with superior scratch and stain resistance. Above floor wastes can easily be accommodated with a void space under the bath while adjustable feet make levelling your bath a simple process.



**HIGH GRADE ACRYLIC**  
100% cross-linked nonporous Dupont casted pure acrylic.



**WEIGHT TESTED**  
Cross-linked acrylic ensures extra strength, tested to 350kg weight limit.



**ABOVE-FLOOR WASTE**  
Above-floor waste in freestanding bath allows for ease of installation.



**ADJUSTABLE FEET**  
The bath can easily be raised or lowered to make level.



**ELEMENTI®**




# TOILETS

You should never have to choose between style and performance. We think they go hand in hand.

Elementi toilets offer efficient water usage, robust build quality and a clean and modern design that makes them ideal for the contemporary bathroom or restroom.

State-of-the-art Hyperjet Flushing Systems and Rimless Technology makes sure users benefit from the highest hygiene standards, with all toilets equipped with a soft closing and quickly released seat.

Designed for wheelchair access and mobility, Elementi toilets also offer a selection of toilets for those with restricted movement and visual impairment to make life a little easier.



#### HYPERJET FLUSHING SYSTEM

A powerful silent vortex of water that swirls to cover and clean the whole of the bowl.



#### HYGIENIC RIMLESS DESIGN

With Rimless Technology, every surface of your toilet is easy to reach and effortless to keep clean from bacteria.



#### SOFT CLOSE SEAT SYSTEM

Both seat and lid have a gentle and quiet soft-closing mechanism for silent ease of use.



#### SUPER CLEAN E-GLAZE TECHNOLOGY

Exclusive to Elementi, E-Glaze offers 5 layers of antibacterial glaze, reducing the accumulation of Germs and Bacteria.



#### EFFICIENT INSTALLATION

Installation is efficient thanks to clever design, a variable range of set outs and the inclusion of Angle Stops.



#### COMPLIES WITH NZS 4121:2001

Designed for wheelchair access and mobility for those with restricted movement and visual impairment.



## SHOWER ENCLOSURES

From the first sketch to initial design concept to final production, quality is the key component, so that ultimately you get to share in our ethos by having your own quality experience when you use an Elementi shower enclosure.

Elementi shower enclosures are strong, durable and stylish. From the premium detailing to invisible fixings, design has been considered down to the very last detail. Our products are made from the highest quality materials, with added design features and installation benefits to make sure that once you have chosen your product, it is easy to install and reliable in its use.

Within our ranges we have a number of sizes in a square or rounded profile to suit your space, pivot or roller doors for easy access as well as corner or centre waste options to fit your plumbing requirements.



### EASY CLEAN NANO GLASS

Advanced NANO technology creates a non stick surface making glass easy to clean and stain resistant.



### PATENTED QUICK FIX SYSTEM

New patented locking technology eliminates the need for drilling holes, saving time and money.



### SAFETY SHOWER GLASS

Shower enclosures are fitted with 6mm safety glass doors to AS/NZS 2208 standard.



### PROVEN SHOWER TRAY DESIGN

A reinforced tray ensures self supporting rigidity with front edge lip and rear upstand for improved water proofing.



### EXTENDED HEIGHT DOOR & LINER

A higher door and liner is more user friendly and allows a higher position for the shower rose.



### QUALITY EUROPEAN ACRYLIC LINER

European Sanitary Grade Capped ABS Acrylic 2mm sheet is more high gloss and scratch resistant.





## SHOWERS

Create your personal bathing experience with Elementi's wide range of showering options. Fitted to the ceiling or wall mounted; Black or Brushed Brass; mains or multi pressure; Elementi showers come in all shapes, styles and sizes – each one designed with your satisfaction and enjoyment in mind.

Ingenious features for the trade also include Adjustable Fixation, Retrofit Kits and Extension options to not only cater to new builds but make Elementi showers the ideal renovators upgrade.



### FLAWLESS FINISH

Advanced plating produces a durable surface with a long-lasting finish.



### ELESPRAY

Spray technology designed to optimize spray performance and water droplet delivery.



### THERMOSTATIC MIXER

An integrated Thermostatic mixer offers users accurate temperature control.



### SWISS INSPIRED

Influenced by Swiss design styles of modernism and precision.



## ACCESSORIES

It is the details that can make all the difference. Elementi accessories reflect the design nuances and core values of our collections simplifying the specification of your bathroom. Engineered in Europe the durable Elementi flawless finish means that our accessories are easy to clean and will last for years to come. Our wide portfolio in different finishes also cover a range of price points.



### FLAWLESS FINISH

Advanced plating produces a durable surface with a long-lasting finish.



### MADE IN SPAIN

Fine European craftsmanship that also displays the Latin flair of its heritage.





## KITCHEN

Along with an extensive range of bathroomware, Elementi offers a range of kitchen mixers. Using only the finest materials and the latest industry-leading technologies, Elementi kitchen mixers have been designed to suite all kitchens themes and withstand the daily rigours of one of the key areas of the home. Matching designs and finishes allow users to coordinate their design from bathroom to kitchen.

**ELEMENTI**<sup>®</sup>



### FLAWLESS FINISH

Advanced plating produces a durable surface with a long-lasting finish.



### EFFORTLESS CONTROL

Leading edge cartridge technology with a wide and smooth operating angle.



### FORWARD ROTATING LEVER

Movement from upright to forward ensures handle does not hit splash back.



### ERGONOMIC SPOUT HEIGHT

An ergonomic spout height and operating angle allowing ease of use.



### PULL-OUT SPRAY

The pull-out spray increases operating radius of the mixer.



### SWIVEL SPOUT

The smooth movement of swivel spouts offers easy handling.

PH: +64 (0)9 573 0490  
FAX: +64 (0)9 573 0495  
EMAIL: sales@robertson.co.nz

**ROBERTSON.CO.NZ**



**AUCKLAND**

25 Vestey Drive, Mt Wellington  
Ph: (09) 573 0490

Open Monday to Friday 8am - 4.30pm  
Saturday 9am - 1pm  
Closed Sunday

**WELLINGTON**

23 Marion St, Te Aro  
Ph: (04) 595 1165

Open Monday - Friday 8.30am - 5pm  
Closed Saturday and Sunday

**CHRISTCHURCH**

37 Mandeville Street, Riccarton  
Ph: (03) 348 2863

Open Monday to Friday 9am - 4pm  
Saturday and Sunday 10am - 2pm

**ELEMENTi**<sup>®</sup>

